



## Review

## Traditional Chinese herbal medicine as a source of molecules with antiviral activity

Ting Li, Tao Peng\*

State Key Laboratory of Respiratory Disease, Guangzhou Institutes of Biomedicine and Health, Chinese Academy of Sciences, Guangzhou 510530, China

## ARTICLE INFO

## Article history:

Received 8 March 2012

Revised 15 October 2012

Accepted 16 October 2012

Available online 12 November 2012

## Keywords:

Traditional Chinese herbal medicine

Antiviral therapy

Antiviral drugs

Activity-guided fractionation

## ABSTRACT

Traditional Chinese herbal medicine (TCHM) is widely used in the prevention and treatment of viral infectious diseases. However, the operative mechanisms of TCHM remain largely obscure, mainly because of its complicated nature and the fragmented nature of research. In recent years, systematic methodologies have been developed to discover the active compounds in TCHM and to elucidate its underlying mechanisms. In this review, we summarize recent progress in TCHM-based antiviral research in China and other Asian countries. In particular, this review focuses on progress in targeting key steps in the viral replication cycle and key cellular components of the host defense system. Recent developments in centralized and standardized TCHM screening and databases are also summarized.

© 2012 Elsevier B.V. All rights reserved.

## Contents

1. Introduction	1
2. Evidence supporting the efficacy of TCHM	2
3. Strategies for TCHM-based antiviral screening	2
4. Viral entry inhibitors	4
5. Replication inhibitors	5
6. Inhibitors of packaging and assembly	5
7. Immunomodulators	6
8. Future directions	6
8.1. Government support	6
8.2. Centralized screening facilities	6
8.3. Centralized databases	6
Acknowledgments	7
References	7

## 1. Introduction

Traditional Chinese herbal medicine (TCHM) is the most important component of the traditional Chinese medicine system, which

has long been used for its multiple combinations of compounds in the form of processed natural products. Similar to conventional medicine, TCHMs are prescription or over-the-counter drugs. Today, TCHMs account for 10% of the prescription drugs in China.

Because of the long history of medical usage, from the drug discovery point of view, screening for active lead compounds from TCHMs extracts is considered more efficient compare to random screening from a standard combinatorial chemical library. More functional compounds (“hits”) are likely to be discovered from TCHM extracts in biological screening assays, and the chemical properties of these compounds are often more “drug-like” (e.g. with better pharmacokinetics and bioavailability). TCHM-derived active compounds are thus often better lead compounds for further chemical improvements. These characteristics of TCHMs offer

*Abbreviations:* TCHM, traditional Chinese herbal medicine; TCM, traditional Chinese medicine; HIV, human immunodeficiency virus; HSV, herpes simplex virus (type 1 and 2); Flu, influenza; HBV, hepatitis B virus; HCV, hepatitis C virus; HCMV, human cytomegalovirus; EVs, enteroviruses; EV71, enterovirus 71; SARS-CoV, SARS coronavirus; NV, norovirus; FMDV, foot-and-mouth disease virus; AdV, adenovirus; PIV, parainfluenza virus.

\* Corresponding author. Address: Guangzhou Institutes of Biomedicine and Health, Chinese Academy of Sciences, #190 Kai Yuan Avenue, Guangzhou Science Park 510530, China. Fax: +86 20 32015307.

E-mail address: [peng\\_tao@gibh.ac.cn](mailto:peng_tao@gibh.ac.cn) (T. Peng).

major opportunities for finding novel chemical structures active against a variety of therapeutic targets.

However, even with these unique advantages, modernization and globalization of TCHM have been slow. Some of the most difficult issues have been understanding the operative mechanisms of TCHMs and identify their active components. This review summarizes recent progress and advantages of TCHM-based antiviral research in China. In particular, this paper follows the steps of the generalized virus life cycle and reports progress in assay development and in knowledge of the antiviral mechanisms of TCHMs or TCHM-derived compounds.

## 2. Evidence supporting the efficacy of TCHM

TCHMs are widely used for the prevention and treatment of viral infectious diseases in China and many other Asian countries. However, the international community remains uncertain about the efficacy of TCHMs, because of the lack of supporting clinical evidence collected under international standards (randomized, placebo-controlled, double-blind and multicentered clinical studies). Governments have put forward support aimed at international regulatory approval of TCHMs. Leading the pack is the compound T89 (also known as Dantonic<sup>®</sup>, a TCHM product by Tasly Pharmaceuticals, China), which may become the first traditional Chinese medicine to receive Food and Drug Administration (FDA) approval in the United States. T89 is a TCHM used in China for the management of ischaemic heart disease. It is currently under a global phase III trial (ClinicalTrials.gov identifier: NCT01659580).

A growing number of TCHMs with antiviral activity is also garnering evidence of experimental and/or clinical efficacy. Table 1 shows a partial list of antiviral TCHMs approved by the China Food and Drug Administration (SFDA). TCHMs for respiratory viral infections represent the majority of drugs in the market.

## 3. Strategies for TCHM-based antiviral screening

The viral replication cycle includes attachment and entry into the host cell (Fig. 1, 1–3), transcription of viral mRNA, viral genome replication (Fig. 1 and 4–6), protein synthesis and the assembly and budding of progeny virus particles (Fig. 1, 7 and 8). These steps provide targets for inhibitors of entry, replication (e.g., protease

inhibitors, viral polymerase inhibitors, and integrase inhibitors, among others), assembly and budding. Such inhibitors are classified as direct antiviral agents. Previous studies have provided evidence of the direct antiviral activity of many medicinal herbs used in TCHMs (Sun, 2007; Wang et al., 2007, 2008; Zhao and Han, 2009).

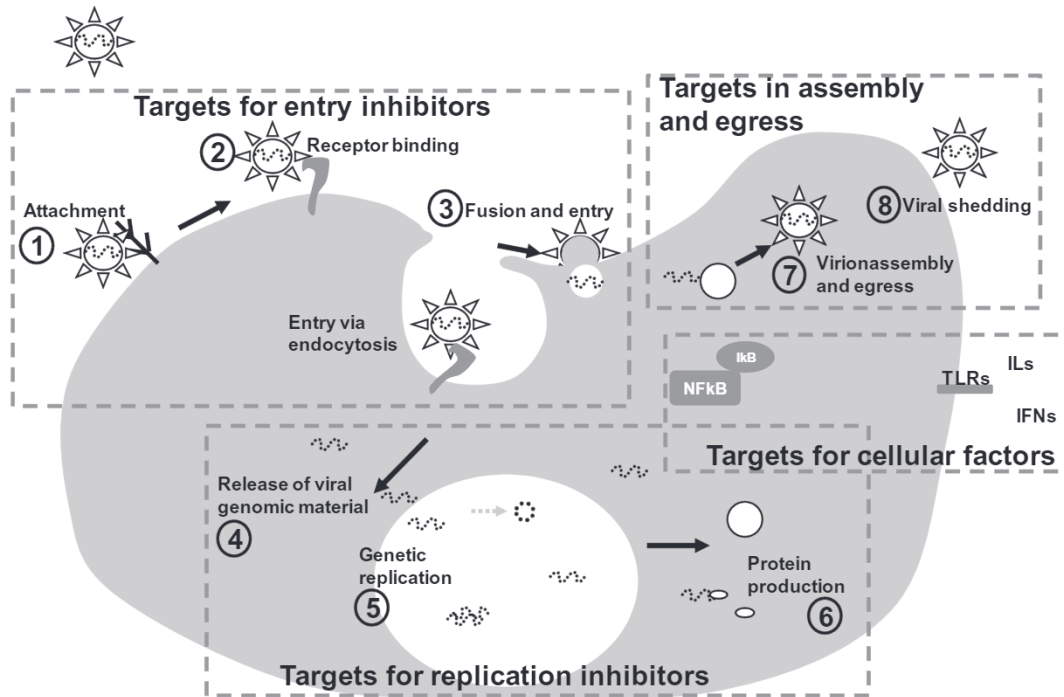
By definition, a virus depends on the cellular machinery to complete its replication cycle (e.g., cellular peptidase, transcription factors, and elongation factors). Following co-evolution with the host, many viruses have established sophisticated mechanisms to interact with the host immune system for immune evasion. These mechanisms provide cellular targets for antiviral drug intervention. Among the classes of antiviral agents, immunomodulators are the most abundant in TCHM.

Based on TCM theory, a remedy contains multiple active components (mainly herbs) with multiple targets. Some of these components work directly on the therapeutic targets, whereas others counteract drug toxicity or enhance the bioavailability of the medicine. Thus, a TCHM remedy is often composed of a hierarchy of different components, the so-called “monarch,” “minister,” “assistant,” and “guide components” (Yu et al., 2006). Considering the complicated nature of TCHM, experiments in laboratory animals have been considered the “gold standard” for pharmacological screening. The process is very important for medical evaluation, because it reflects the efficacy, side effects, and toxicity of medicines as a whole. In general, TCHM whole extracts are often tested first for their ability to protect animals against viral challenges (Fig. 2). However, such *in vivo* methods are costly and have low throughput. For TCHM testing, optimized cell-based assays are often carried out directly for the initial evaluation of whole extracts that show clinical evidence of antiviral activity. This practice is based on the assumption that compounds with direct antiviral activity are present in whole TCHM extracts. These compounds are measured by their ability to protect cells against virus-induced cytotoxicity (Fig. 2).

Activity-guided fractionation (AGF) is often performed for subsequent identification of active fractions and further isolation of pure compounds (Koehn and Carter, 2005) (Fig. 2). The basic principle of AGF is that a TCHM fraction is further separated only when its antiviral activity is confirmed. In recent years, with improved understanding of viral replication mechanisms at the cellular and molecular level, highly specific assays with

**Table 1**  
Partial list of TCHM approved by the SFDA for the treatment of viral diseases.

Herbs	Botanical names	Trade names	Virus	Diseases	References
<i>Radix bupleuri</i>	<i>Bupleurum chinense</i> , <i>Bupleurum scorzoniferifolium</i>	Xiao-chai-hu capsule, Zheng-chai-hu-yin granule	Flu	Influenza, upper respiratory infection	Zhang et al. (2007) and Zhao et al. (2007)
<i>Fructus forsythiae</i>	<i>Forsythia suspensa</i>	Yin-qiao-jie-du-wan (granule, tablet), Yin-qiao-san	Flu	Acute bronchitis, pneumonia, influenza	Li et al. (2008), Sun et al. (2006), Xie et al. (2006) and Yang et al. (2005b)
<i>Flos Ionicerae</i> ; <i>Radix scutellariae</i>	<i>Lonicera japonica</i> ; <i>Scutellaria baicalensis</i>	Shuang-huang-lian-he-ji (granule, capsule, tablet), Yin-huang granule (tablet)	Flu, EVs, HSV, AdV, RSV, PIV	Influenza, tonsillitis, pharyngitis, upper respiratory infection, mumps, pneumonia	Chen et al. (2001, 2007), Shen et al. (2008), Sun et al. (2009), Wang et al. (2005) and Wu et al. (2004, 2005)
<i>Radix isatidis</i>	<i>Isatis tinctoria</i> , <i>Isatis indigotica</i> , <i>Baphicacanthus cusia</i>	Ban-lan-gen granule, Li-zhu (Chuan-fang) kang-bing-du granule	Flu, HSV	Influenza, acute tonsillitis, mumps	Cao et al. (2006, 2007, 2010), Chen and Li (2006), Fang et al. (2005), Hu and Zheng (2003) and Sun et al. (2010)
<i>Panax ginseng</i> ; <i>Radix ophiopogonis</i>	<i>Panax ginseng</i> ; <i>Ophiopogon japonicus</i>	Sheng-mai-yin (granule, capsule, injection)	EVs	Viral myocarditis	Zhang et al. (2005) and Zhang and Zeng (2009)
<i>Radix sophorae</i> <i>Flavescens</i>	<i>Sophora flavescens</i>	Ku-shen tablet, Ku-shen-jian injection	HBV	Chronic hepatitis	Hou et al. (2005) and Shi and Wang (2012)
<i>Spica prunellae</i> ; <i>Flos chrysanthemi</i> <i>Indici</i> ; <i>Folium mori</i>	<i>Prunella vulgaris</i> ; <i>Chrysanthemum indicum</i> , <i>Chrysanthemum boreale</i> , <i>Chrysanthemum lavandulaefolium</i> ; <i>Morus alba</i>	Xia-sang-ju granule, Guang-yao-xing-qun-xia-sang-ju	Flu, RSV	Influenza	Huang et al. (2007) and Zhan and Dong (2006)

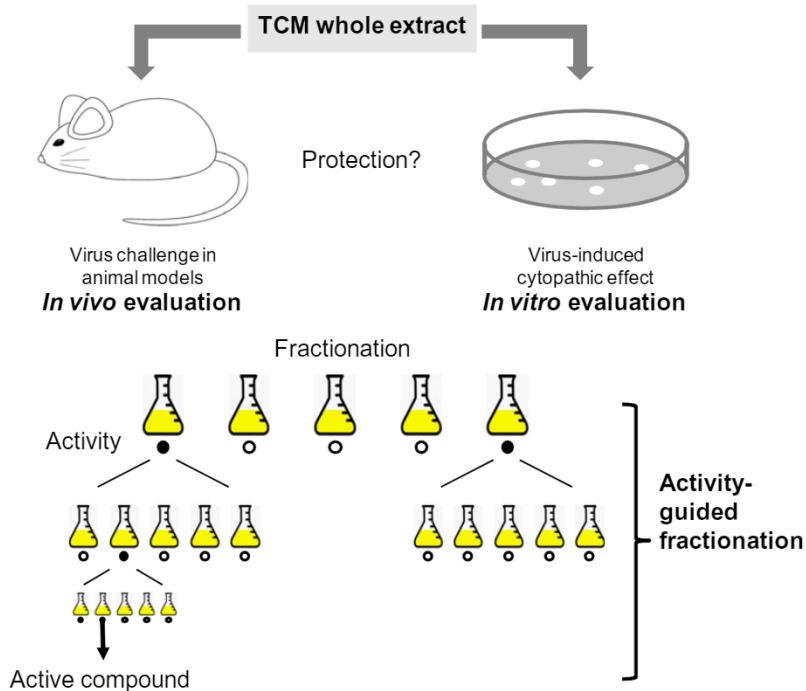


**Fig. 1.** Major steps in the generalized viral life cycle. Potential targets for inhibitors of entry, replication, assembly and egress and cellular factors are indicated.

high-throughput capabilities have been developed (Fig. 3). These assays enhance the chances of success of AGF and provide data for understanding the mechanisms of action of the identified compounds.

In addition to classical bioscreening, computer-aided molecular design and docking-based virtual screening technologies are also being applied to the antiviral screening of TCHM. Progress in this area depends heavily on the availability of structural databases

and bioinformatics. In the past, databases were scattered among individual laboratories, and included an insufficient number of compounds and limited associated information. However, several larger databases have recently been constructed. The TCM Database@Taiwan (<http://tcm.cmu.edu.tw>), built by a team led by Prof. Calvin Yu-Chian Chen from China Medical University in Taiwan contains the chemical structures of over 20,000 compounds (Chen, 2011). Using this database, the team has identified quinic acid,



**Fig. 2.** Schematic diagram of activity-guided fractionation. A TCHM whole extract is evaluated for its antiviral activity in laboratory animals and/or cell-based assays. To identify the active component, AGF is performed, and the fraction with antiviral activity is further fractionated until the active compound is identified.

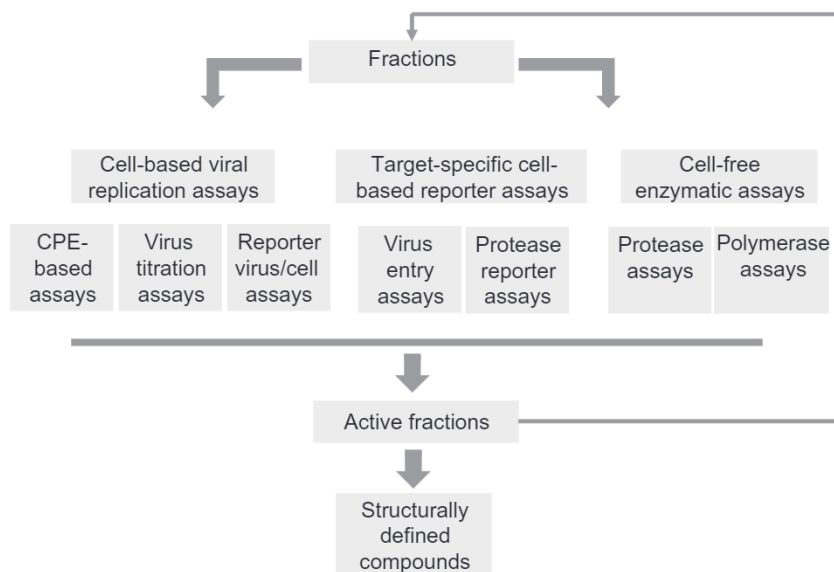


Fig. 3. Target-specific assays used for active compound identification during AGF and for antiviral mechanism analysis.

**Table 2**  
TCHM-derived compounds inhibiting viral entry.

Virus	Herbs	Compounds	Mechanism	References
HSV	<i>Radix achyranthis bidentatae</i>	Polysaccharide sulfuric ester derivatives	Binds to viral glycoproteins and interferes with viral attachment	Liu et al. (2004b)
	<i>Ganoderma lucidum</i> , <i>Spica prunellae</i> <i>Euphorbia jolkini</i> <i>Phyllanthus emblica</i>	Polysaccharide  Putranjivain A Pentagalloylglucose	Inhibits viral attachment and penetration Down-regulates cofilin1 to inhibit viral-induced rearrangements of actin cytoskeleton	Liu et al. (2004a)  Cheng et al. (2004) Pei et al. (2011)
HIV	<i>Pericarpium granati</i>	Tannin	Inhibits viral attachment	Zhang et al. (1995)
	<i>Spica prunellae</i> , <i>Rhizoma cibotte</i>	Tannin	Inhibits the gp41 six-helix bundle formation	Liu et al. (2002)
Flu EVs	<i>Fructus arctii</i>	Arctigenin	Exhibits hemagglutination inhibition	Yang et al. (2005a,b)
	<i>Radix glycyrrhizae</i>	Polysaccharide	Attaches to the cell surface and inhibits viral attachment and entry	Wang et al. (2001)
SARS-CoV	<i>Radix et Rhizoma Rhei</i> , <i>Radix Polygoni Multiflori</i> <i>Radix glycyrrhizae</i>	Emodin	Blocks the S protein and ACE2 interaction	Ho et al. (2007)
NV	<i>Fructus schisandrae</i> , <i>Pomegranate</i>	Glycyrrhizin Tannin	Inhibits viral attachment and penetration Inhibits the binding to histo-blood group antigens (HBGAs)	Chen et al. (2004) Zhang et al. (2012)

genipin, syringic acid, cucurbitine, fagarine, methyl isoferulate and their derivatives as potent anti-influenza compounds, through blocking of the viral M2 ion channel (Lin et al., 2011). Using the same approach, they also identified xynopine-2, rosmarinic-14 and rosmarinic-15 as strong antagonists of the binding of hemagglutinin subtype H1 to sialic acid (Chang et al., 2011b).

#### 4. Viral entry inhibitors

Entry into host cells is the first step of the viral life cycle, and its machinery has been proven an excellent target for antiviral therapeutics. Advanced assays have been developed to identify compounds that inhibit this critical step of the viral life cycle (Peng, 2010). For many viruses, cell-surface attachment is accomplished through interaction with cell surface glycans. Polysaccharides have been observed to saturate the cell surface of viral attachment proteins and inhibit viral entry, as confirmed by antiviral TCM studies (Table 2).

Polysaccharides and their derivatives are the most frequently found viral entry inhibitors. Mechanism studies show that these sugars target the viral attachment and/or internalization steps mediated by specific interactions with viral particles or cell-surface molecules, resulting in viral serotype- or host cell type-dependent activity (Baba et al., 1988; Marchetti et al., 1995). The composition of the sugar units and the diversity of the linkage chemistry are also factors that determine the functional properties and the target specificity of these compounds. Thus, while polysaccharides are considered to be broad-spectrum virus entry inhibitors, their derivatives display significant levels of virus-specific activity (Zhou and Meng, 1997). Because polysaccharides are also ligands for immunoregulatory cell-surface receptors such as the toll-like receptors, they might also function as immunomodulators (Takeda et al., 2003).

After attachment, viral surface proteins interact with cell-surface receptors, triggering conformational changes which initiated the entry process. Inhibition of formation of the entry machinery

**Table 3**  
TCHM-derived compounds inhibiting viral replication.

Virus	Herbs	Compounds	Mechanism	References	
HSV	<i>Chamaecyparis obtuse</i>	Yatein	Inhibits HSV-1 ICP0 and ICP4 expression as well as viral DNA synthesis	Kuo et al. (2006)	
	<i>Euphorbia jolkini</i>	Putranjivain A	Affects the late stage of HSV-2 replication	Cheng et al. (2004)	
	<i>Limonium sinense</i>	Samarangenin B	Inhibits viral replication	Kuo et al. (2002)	
	<i>Ranunculus sieboldii</i> , <i>Ranunculus sceleratus</i>	Protocatechuyl aldehyde	Inhibits viral replication	Li et al. (2005)	
HIV	<i>Limonium sinense</i>	Isodihydroxyringetin, (–)-epigallocatechin 3-O-gallate, samarangenin B, myricetin, myricetin 3-O- $\alpha$ -rhamnopyranoside, quercetin 3-O- $\alpha$ -rhamnopyranoside, (–)-epigallocatechin, gallic acid, N-trans-caffeoyltyramine, N-trans-feruloyltyramine	Inhibits viral replication	Lin et al. (2000)	
	<i>Rhizoma coptidis</i>	Berberine	Inhibits viral DNA synthesis	Chin et al. (2010)	
	<i>Chrysanthemum morifolium</i>	Apigenin-7-O- $\beta$ -D-g-lucopyranoside	Inhibits viral integrase	Lee et al. (2003)	
	<i>Vatica cinerea</i>	Vaticinone (23E)-27-nor-3-hydroxycycloart-23-en-25-one	Inhibits viral replication	Zhang et al. (2003)	
	<i>Aesculus chinensis</i>	Triterpenoid saponins	Inhibits viral protease	Yang et al. (1999)	
	<i>Kadsura matsudai</i>	Schizanrin B, C, D, and E	Inhibits viral replication	Kuo et al. (2001)	
	<i>Trichosanthes kirilowii</i>	Trichosanthin	Inhibits viral replication	Wang et al. (2002)	
	HBV	<i>Radix scutellariae</i>	Wogonin	Inhibits viral DNA polymerase	Guo et al. (2007)
		<i>Salvia miltiorrhiza</i>	Protocatechuic aldehyde	Inhibits viral replication	Zhou et al. (2007)
		<i>Ranunculus sieboldii</i> , <i>Ranunculus sceleratus</i>	Apigenin 4'-O- $\alpha$ -rhamnopyranoside, apigenin 7-O- $\beta$ -glucopyranosyl-4'-O- $\alpha$ -rhamnopyranoside, tricetin 7-O- $\beta$ -glucopyranoside, tricetin, isoscopoletin	Inhibits viral replication	Li et al. (2005)
<i>Radix sophorae</i>		Oxymatrine	Down-regulates the expression of heat-stress cognate 70 (HSC70) that is required for HBV DNA replication	Wang et al. (2011)	
<i>Flavescens</i>			Inhibits viral DNA replication and HBeAg production	Chiang et al. (2003)	
<i>Radix bupleuri</i>		Saikosaponin C	Inhibits viral DNA replication and HBeAg production	Chiang et al. (2003)	
HCV	<i>Saxifraga melanocentra</i>	Polyphenolic compounds	Inhibits viral NS3 serine protease	Zuo et al. (2005)	
	<i>Rhodiola kirilowii</i>	3,3'-Digalloylprodelphinidin B2, 3,3'-Digalloylprocyanidin B2, (–)-Epigallocatechin-3-O-gallate, (–)-Epicatechin-3-O-gallate	Inhibits viral NS3 serine protease	Zuo et al. (2007)	
Flu	<i>Fructus arctii</i>	Arctigenin	Inhibits viral replication	Gao et al. (2002)	
	<i>Laggera pterodonta</i>	Chrysoplenetin and penduletin	Inhibits viral RNA replication	Zhu et al. (2011)	
HCMV	<i>Allium sativum</i>	Allitridin	Inhibits viral replication in earlier period of viral cycle before viral DNA synthesis	Zhen et al. (2006)	
SARS-CoV	<i>Radix glycyrrhizae</i>	Glycyrrhizin	Inhibits viral replication	Chen et al. (2004)	

or of required conformational changes can prevent viral entry. As indicated in Table 2, aside from polysaccharides, tannins are the most identified entry inhibitors. Multiple mechanisms have been proposed for this activity, including the ability of tannins to interact with and precipitate proteins. Tannins have been shown to inhibit fusion completion in HIV infection (Liu et al., 2002). Although polysaccharides and tannins are not typical drug-like molecules, they display broad antiviral activity. Their development as topically applied medicines such as microbicides is actively pursued.

## 5. Replication inhibitors

Replication represents the core of the viral life cycle, and involves most viral protein functions. Inhibitors of viral proteases, polymerases, integrases (helicases), and reverse transcriptases of HIV, HCV, and herpesviruses have been clinically successful, and most current antiviral agents target this stage. Considering these

unique scenarios, development of TCHMs with antiviral activity is focused principally on this stage of infection (Table 3). Compared with anti-entry TCHMs, compounds targeting replication are more chemically diverse and more virus-specific. Furthermore, considering that cellular machinery is required for viral replication, the mechanisms of many antiviral TCHMs involve cellular factors.

## 6. Inhibitors of packaging and assembly

The assembly and release of infectious virions is the final step in the viral life cycle. In this stage, viral structural proteins (often as pre-structural proteins such as P1 of enterovirus 71) mature until they are assembled into viral capsids. During this step, viral genomes are packaged into capsids for intracellular transport, enveloped (for enveloped viruses), then released. Despite the absolute requirement for sustained viral infection, no antiviral agents that target this stage have been developed. This limitation is partially

**Table 4**  
TCHM-derived compounds inhibiting viral packaging and assembly.

Virus	Herbs	Compounds	Antiviral effect	References
HSV	<i>Digitalis purpurea</i>	Digitoxin	Inhibits viral release	Su et al. (2008)
Flu	Identified from TCM database@Taiwan ( <a href="http://tcm.cmu.edu.tw">http://tcm.cmu.edu.tw</a> )	Canavanine, $\alpha$ -(methylenecyclopropyl)glycine, quinic acid, 2-hydroxy-3-(3,4-dihydroxyphenyl)propanoic acid, $\beta$ -D-fructofuranose	Binds to the M2 ion channel during simulation	Chang et al. (2011a)
	Identified from TCM database@Taiwan ( <a href="http://tcm.cmu.edu.tw">http://tcm.cmu.edu.tw</a> )	Quinic acid, genipin, syringic acid, cucurbitine, fagarine, methyl isoferulate	Blocks the M2 channel activity	Lin et al. (2011)
EVs	<i>Phyllanthus emblica</i>	Phyllaemblicin B	Inhibits viral infection both in <i>in vitro</i> and <i>in vivo</i> assays	Wang et al. (2009)

due to limited knowledge of the packaging and assembly mechanisms of most viruses, resulting in a limited number of specific assays available. Studies of some TCHMs have revealed that their mechanisms of action involve viral packaging and assembly (summarized in Table 4), but the number remains limited, and the level of understanding is still preliminary.

## 7. Immunomodulators

As host cell invaders, viruses must escape the immune response to survive. Host innate and adaptive responses against viral infection and replication oppose viral strategies (escaping and blocking) against the host immune response. An excessive reaction of the host immune response may also lead to tissue damage and multi-organ injury (Ferrero-Miliani et al., 2007; La Gruta et al., 2007), which in turn may cause related diseases. TCHMs that enhance host antiviral immune responses or block viral immune escape mechanisms therefore display antiviral activity through immunoregulatory mechanisms.

Considering that many TCHMs have immunoregulatory activities (Table 5), many such remedies also display antiviral activities. This class of TCHMs includes multi-target compounds. For example, polysaccharides are potent interferon inducers and good viral entry inhibitors. Another example is glycyrrhizin, which has activity against entry, replication (Chen et al., 2004), and immunomodulation (Shinada et al., 1986).

## 8. Future directions

The major goal of current research is to meet international standards for the modernization of TCHMs. To achieve this goal, a TCHM must satisfy all requirements set by international standards, including evidence-supported efficacy (particularly through randomized, double-blind, placebo-controlled, multicenter clinical trials), safety assessment, and quality control. A centralized and standardized research system, aimed at achieving a better understanding of medicinal chemistry and the mechanism of action of TCHMs, is fundamental to achieving this goal.

**Table 5**  
TCHM-derived compounds with immunomodulatory activity.

Virus	Herbs	Compounds	References
HSV	<i>Rhizoma polygonati</i>	Polysaccharide	Gu et al. (2003)
	<i>Herba houttuyniae</i>	Quercetin, quercitrin or isoquercitrin	Chen et al. (2011)
HBV	<i>Radix sophorae Flavescentis</i>	(+)-12a-Hydroxysophocarpine	Ding et al. (2006) and Liu et al. (2003)
	<i>Potentilla anserina</i>	Total saponin	Cai et al. (2003)
	<i>Flos caryophylli</i>	Total saponin	(Gao et al., 2003)
	<i>Kadsura japonica</i>	C19 homolignans: taiwanschirins A, B, C; heteroclitin F; kadsurindutins A, kadsulignan L, and neokadsuranin	Kuo et al. (2005) and Ma et al. (2007)
	<i>Ocimum basilicum</i>	Pigenin	Chiang et al. (2005)
	<i>Kadsura matsudai</i>	Schizarin B, D, and E,	Kuo et al. (2001)
	<i>Phyllanthus</i>	Niranthin, hinokinin	Huang et al. (2003)
	<i>Euphorbia humifusa</i>	Humifusane A and humifusane B	Tian et al. (2011)
FMDV	<i>Raidx astragali</i>	Polysaccharide	Li et al. (2011)

### 8.1. Government support

Realizing these needs, the Twelfth Five-Year (2011–2016) Plan for the National Economic and Social Development of the People's Republic of China laid out a national strategy for TCM development. Compared with former Plans, it reflects the equal importance of TCM and Western medicine at the national level. The project for "Supporting the Development of TCM" stipulates that "the protection, research, and rational utilization of Chinese *materia medica* resources, and establishment of quality evaluation and standardization system" has the highest priority in terms of government support (<http://www.news.cn>, 2011). This initiative shows a determination to solve the bottleneck of underdeveloped Chinese *materia medica*. Thus, based on the Plan, it is expected that TCM-based medical systems will be greatly enhanced through increased funding for basic research and improved education. This government support will undoubtedly result in advanced phytochemistry, assay development, and bioinformatics, which will in turn provide platform technologies and tools for the modernization and commercialization of TCM.

### 8.2. Centralized screening facilities

Supported by central and local governments, drug screening centers have been established in China in recent years (Table 6). These centers are operated by scientists with extensive experience in global pharmaceutical industries, and are equipped with state-of-the-art equipment, including robots capable of high-throughput screening. Large pharmaceutical companies such as Novartis have also set up research centers in China. Compounds originating from TCHMs are among their foci for drug discovery.

### 8.3. Centralized databases

Information fragmentation poses a significant challenge to TCM research. Benefiting from strong financial support, large TCM-focused databases are now becoming available (Table 7).

**Table 6**  
Drug screening and research centers focusing on TCHM and supported by central and local governments in China.

Center Name	Affiliated Organization	Website
The National Center for Drug Screening	Shanghai Institute of Materia Medica, Chinese Academy of Sciences	<a href="http://www.screen.org.cn">http://www.screen.org.cn</a>
National Engineering Research Center	National Engineering Research Center for TCM Pharmaceutical Technology National Pharmaceutical Engineering Center for Solid Preparation in Chinese Herbal Medicine National Engineering Research Center for Modernization of Extraction and Separation Process of TCM National Engineering Research Center for TCM New Medicine (Compound) Development	<a href="http://www.hailinggy.com/Center.asp">http://www.hailinggy.com/Center.asp</a> <a href="http://www.herbfine.com">http://www.herbfine.com</a> <a href="http://www.hovfo.com">http://www.hovfo.com</a>
Chinese National Engineering Research Center	Chinese National Engineering Research Center for Modernization of TCM Chinese National Engineering Research Center for Gelatin Chinese National Engineering Research Center for TCM, SHZJ	<a href="http://www.livzon.com.cn/fzjg/zyjzxView_214.html">http://www.livzon.com.cn/fzjg/zyjzxView_214.html</a> <a href="http://www.dongeejiao.com">http://www.dongeejiao.com</a> <a href="http://www.nercmtcm.com">http://www.nercmtcm.com</a>
National Center for Pharmaceutical Screening	Shangdong Donggeejiao, Inc. Shanghai Pharmaceutical Technology for TCM Co., Ltd.	<a href="http://www.dongeejiao.com">http://www.dongeejiao.com</a> <a href="http://www.nercmtcm.com">http://www.nercmtcm.com</a>
New Drug Screening Center, China Pharmaceutical University National Innovation Center of TCM Modernization in Shanghai	Institute of Materia Medica, Chinese Academy of Medical Sciences China Pharmaceutical University Shanghai Innovation Research Center of Traditional Chinese Medicine	<a href="http://ncps.imm.ac.cn">http://ncps.imm.ac.cn</a> <a href="http://screen.cpu.edu.cn">http://screen.cpu.edu.cn</a> <a href="http://www.sirc-tcm.sh.cn">http://www.sirc-tcm.sh.cn</a>

**Table 7**  
TCHM-focused databases in China.

Names of databases	Data volume	Affiliated organization	Website
China traditional Chinese medicines database	14,032	Institute of Information on Traditional Chinese Medicine, China Academy of Chinese Medical Sciences	<a href="http://cowork.cintcm.com/engine/wdbintro.jsp">http://cowork.cintcm.com/engine/wdbintro.jsp</a>
database of effective components in traditional Chinese medicines	600	Scientific Database of Chinese Academy of Sciences	<a href="http://www.medicine.csdb.cn/viewTable.jsp?ds=dataset@medicine&amp;tab=CMP">http://www.medicine.csdb.cn/viewTable.jsp?ds=dataset@medicine&amp;tab=CMP</a>
Traditional Chinese medicines database	23,033	NeoTrident Technology Co.,Ltd	<a href="http://www.neotrident.com/newweb/Product_View.asp?ProID=63">http://www.neotrident.com/newweb/Product_View.asp?ProID=63</a>
Database of compounds from traditional Chinese medicine	30,000	Shanghai TCM Data Center	<a href="http://www.tcm120.com/1w2k/tcm_compound.asp">http://www.tcm120.com/1w2k/tcm_compound.asp</a>
Database of compounds from traditional Chinese medicines metabolism	1,741	Shanghai TCM Data Center	<a href="http://temdb.sgst.cn/tcm_metabolize.asp">http://temdb.sgst.cn/tcm_metabolize.asp</a>
Database of compounds and components of traditional Chinese medicine	3,500	Shanghai TCM Data Center	<a href="http://temdb.sgst.cn/tcm_component.asp">http://temdb.sgst.cn/tcm_component.asp</a>
Traditional Chinese medicine and chemical components database	19,700	Shanghai Institute of Organic Chemistry, Chinese Academy of Sciences	<a href="http://www.organchem.csdb.cn/scdb/main/tcm_introduce.asp">http://www.organchem.csdb.cn/scdb/main/tcm_introduce.asp</a>

Comprehensively integrated databases are foreseen to greatly enhance TCHM-based drug discovery.

### Acknowledgments

This work was partially supported by the National Basic Research Program (973) (Grant Nos. 2009CB522300 and 2010CB53 0100), Department of Education of Guangdong Province (Grant No. GXZD0901).

### References

- Baba, M., Snoeck, R., Pauwels, R., de Clercq, E., 1988. Sulfated polysaccharides are potent and selective inhibitors of various enveloped viruses, including herpes simplex virus, cytomegalovirus, vesicular stomatitis virus, and human immunodeficiency virus. *Antimicrobial Agents and Chemotherapy* 32, 1742–1745.
- Cai, G., Zhao, Y., Yuan, H., Zhang, X., Liu, F., He, C., Tang, C., Li, Z., 2003. Separation of *Potentilla anserina* active site (total saponin) and anti-DHBV DNA action in ducks. *Central South Pharmacy (China)* 1, 17–21.
- Cao, H., Tao, D.S., Zeng, Y.Q., Guan, Y., 2006. *In vitro* study on a TCM product (Kang Bing Du Granule) against highly pathogenic H5N1 avian influenza A virus (genotype E). In: The 5th Meeting of Consortium for Globalization of Chinese Medicine cum International Forum (Zhuhai) on Chinese Medicine Program & Abstract, 76–77.
- Cao, H., Tao, D.S., Zeng, Y.Q., Guan, Y., 2007. *In vivo* study on a TCM product (Kang Bing Du Granule) against highly pathogenic H5N1 avian influenza A virus (genotype E). In: The 6th Meeting of Consortium for Globalization of Chinese Medicine Program & Abstract, 69–70.
- Cao, H., Tao, D.S., Zeng, Y.Q., Guan, Y., 2010. *In vitro* study on Kang Bing Du Granule against swine-origin influenza A virus (A/H1N1). In: The 9th Meeting of Consortium for Globalization of Chinese Medicine Abstracts, 220.
- Chang, T.T., Sun, M.F., Chen, H.Y., Tsai, F.J., Lin, J.G., Chen, C.Y.C., 2011a. Key features for designing M2 proton channel anti swine flu inhibitors. *Journal of the Taiwan Institute of Chemical Engineers* 42, 701–708.
- Chang, T.T., Sun, M.F., Chen, H.Y., Tsai, F.J., Fisher, M., Lin, J.G., Chen, C.Y., 2011b. Screening from the world's largest TCM database against H1N1 virus. *Journal of Biomolecular Structure & Dynamics* 28, 773–786.
- Chen, C.Y., 2011. TCM Database@Taiwan: the world's largest traditional Chinese medicine database for drug screening in silico. *PLoS One* 6, e15939.
- Chen, B.Q., Li, B.C., 2006. Studies on antiviral of Banlangen buccal tablets. *Journal of Henan University (Medical Science)* 25, 67–69.
- Chen, B.Q., Bao, C.P., Xu, Q.T., 2001. Antiviral of Shuanghuanglian buccal tablets. *Journal of Henan University (Medical Science)* 20, 35–37.
- Chen, F., Chan, K.H., Jiang, Y., Kao, R.Y., Lu, H.T., Fan, K.W., Cheng, V.C., Tsui, W.H., Hung, I.F., Lee, T.S., Guan, Y., Peiris, J.S., Yuen, K.Y., 2004. *In vitro* susceptibility of 10 clinical isolates of SARS coronavirus to selected antiviral compounds. *Journal of Clinical Virology* 31, 69–75.
- Chen, M.J., Ge, L., Xiao, S.H., Gu, L., Liu, J., 2007. Experimental studies on anti-flu virus effect of Yinhuang injection *in vivo* and *in vitro*. *Lishizhen Medicine and Materia Medica Research* 18, 591–592.
- Chen, X., Wang, Z., Yang, Z., Wang, J., Xu, Y., Tan, R.X., Li, E., 2011. *Houttuynia cordata* blocks HSV infection through inhibition of NF-kappaB activation. *Antiviral Research* 92, 341–345.
- Cheng, H., Lin, T., Yang, C., Wang, K., Lin, L., Lin, C., 2004. Putranjivain A from *Euphorbia jolkini* inhibits both virus entry and late stage replication of herpes simplex virus type 2 *in vitro*. *Journal of Antimicrobial Chemotherapy* 53, 577–583.
- Chiang, L.C., Ng, L.T., Liu, L.T., Shieh, D.E., Lin, C.C., 2003. Cytotoxicity and anti-hepatitis B virus activities of saikosaponins from *Bupleurum* species. *Planta Medica* 69, 705–709.

- Chiang, L.C., Ng, L.T., Cheng, P.W., Chiang, W., Lin, C.C., 2005. Antiviral activities of extracts and selected pure constituents of *Ocimum basilicum*. *Clinical and Experimental Pharmacology and Physiology* 32, 811–816.
- Chin, L.W., Cheng, Y.W., Lin, S.S., Lai, Y.Y., Lin, L.Y., Chou, M.Y., Chou, M.C., Yang, C.C., 2010. Anti-herpes simplex virus effects of berberine from *Coptidis rhizoma*, a major component of a Chinese herbal medicine, Ching-Wei-San. *Archives of Virology* 155, 1933–1941.
- Ding, P., Liao, Z., Huang, H., Zhou, P., Chen, D., 2006. (+)-12 $\alpha$ -Hydroxysophocarpine, a new quinolizidine alkaloid and related anti-HBV alkaloids from *Sophora flavescens*. *Bioorganic & Medicinal Chemistry Letters* 16, 1231–1235.
- Fang, J.G., Tang, J., Yang, Z.Q., Hu, Y., Liu, Y.H., Wang, W.Q., 2005. Effect of *Radix isatidis* against herpes simplex virus type 1 *in vitro*. *Chinese Traditional and Herbal Drugs* 36, 242–244.
- Ferrero-Miliani, L., Nielsen, O.H., Andersen, P.S., Girardin, S.E., 2007. Chronic inflammation: importance of NOD2 and NALP3 in interleukin-1 $\beta$  generation. *Clinical and Experimental Immunology* 147, 227–235.
- Gao, Y., Dong, X., Kang, T., Zhao, C., Huang, Z., Zhang, X., 2002. Activity of *in vitro* anti-influenza virus of arctigenin. *Chinese Traditional and Herbal Drugs* 33, 724–726.
- Gao, S., Chi, B., Wang, F., Liu, X., Jin, Z., He, H., 2003. Effects of the extract of *Syringia* on the secretions of HBsAg and HBeAg in HepG2.2.15 cells. *Journal of the Fourth Military Medical University (China)* 24, 1234–1235.
- Gu, H., Meng, Y., Pu, Q., 2003. Polysaccharide from *Polygonatum cyrtoneuma* hua against herpes simplex virus *in vitro*. *Chinese Journal of Applied & Environmental Biology* 9, 21–23.
- Guo, Q., Zhao, L., You, Q., Yang, Y., Gu, H., Song, G., Lu, N., Xin, J., 2007. Anti-hepatitis B virus activity of wogonin *in vitro* and *in vivo*. *Antiviral Research* 74, 16–24.
- Ho, T., Wu, S., Chen, J., Li, C., Hsiang, C., 2007. Emodin blocks the SARS coronavirus spike protein and angiotensin-converting enzyme 2 interaction. *Antiviral Research* 74, 92–101.
- Hou, Z.H., Tan, D.M., Xie, Y.T., Lu, M.H., Xie, J.P., Liu, G.Z., Wang, L., 2005. Therapeutic effect of Kurarinone in patients with chronic hepatitis B. *Practical Preventive Medicine* 12, 824–826.
- Hu, X.C., Zheng, W.Q., 2003. Resistance to *Lstatia indigotica* fort lectin inhibit influenza virus. *Journal of Shanghai Teachers University (Natural Sciences)* 32, 62–65.
- Huang, R.L., Huang, Y.L., Ou, J.C., Chen, C.C., Hsu, F.L., Chang, C., 2003. Screening of 25 compounds isolated from *Phyllanthus* species for anti-human hepatitis B virus *in vitro*. *Phytotherapy Research* 17, 449–453.
- Huang, X.J., Hou, W., Zhao, Y.L., Luo, F., Yang, Z.Q., 2007. An experimental study on anti-respiratory syncytial virus with Xiasangu extract. *Chinese Journal of Modern Drug Application* 1, 11–14.
- Koehn, F.E., Carter, G.T., 2005. The evolving role of natural products in drug discovery. *Nature Reviews Drug Discovery* 4, 206–220.
- Kuo, Y.H., Li, S.Y., Huang, R.L., Wu, M.D., Huang, H.C., Lee, K.H., 2001. Schizandrin B, C, D, and E, four new lignans from *Kadsura matsudai* and their antihepatitis activities. *Journal of Natural Products* 64, 487–490.
- Kuo, Y.C., Lin, L.C., Tsai, W.J., Chou, C.J., Kung, S.H., Ho, Y.H., 2002. Samarangenin B from *Limonium sinense* suppresses herpes simplex virus type 1 replication in vero cells by regulation of viral macromolecular synthesis. *Antimicrobial Agents and Chemotherapy* 46, 2854–2864.
- Kuo, Y.H., Wu, M.D., Huang, R.L., Kuo, L.M., Hsu, Y.W., Liaw, C.C., Hung, C.C., Shen, Y.C., Ong, C.W., 2005. Antihepatitis activity (anti-HBsAg and anti-HBeAg) of C19 homolignans and six novel C18 dibenzocyclooctadiene lignans from *Kadsura japonica*. *Planta Medica* 71, 646–653.
- Kuo, Y.C., Kuo, Y.H., Lin, Y.L., Tsai, W.J., 2006. Yatein from *Chamaecyparis obtusa* suppresses herpes simplex virus type 1 replication in HeLa cells by interruption of the immediate-early gene expression. *Antiviral Research* 70, 112–120.
- La Gruta, N.L., Kedzierska, K., Stambas, J., Doherty, P.C., 2007. A question of self-preservation: immunopathology in influenza virus infection. *Immunology and Cell Biology* 85, 85–92.
- Lee, J.S., Kim, H.J., Lee, Y.S., 2003. A new anti-HIV flavonoid glucuronide from *Chrysanthemum morifolium*. *Planta Medica* 69, 859–861.
- Li, H., Zhou, C., Pan, Y., Gao, X., Wu, X., Bai, H., Zhou, L., Chen, Z., Zhang, S., Shi, S., Luo, J., Xu, J., Chen, L., Zheng, X., Zhao, Y., 2005. Evaluation of antiviral activity of compounds isolated from *Ranunculus sieboldii* and *Ranunculus sceleratus*. *Planta Medica* 71, 1128–1133.
- Li, Y.H., Yan, Q.B., Sun, Y., Tong, H.M., 2008. Study on Yinqiao San against avian influenza virus *in vitro*. *Journal of Northeast Agricultural University* 39, 90–93.
- Li, J., Zhong, Y., Li, H., Zhang, N., Ma, W., Cheng, G., Liu, F., Liu, F., Xu, J., 2011. Enhancement of *Astragalus* polysaccharide on the immune responses in pigs inoculated with foot-and-mouth disease virus vaccine. *International Journal of Biological Macromolecules* 49, 362–368.
- Lin, L.C., Kuo, Y.C., Chou, C.J., 2000. Anti-herpes simplex virus type-1 flavonoids and a new flavanone from the root of *Limonium sinense*. *Planta Medica* 66, 333–336.
- Lin, C.H., Chang, T.T., Sun, M.F., Chen, H.Y., Tsai, F.J., Chang, K.L., Fisher, M., Chen, C.Y., 2011. Potent inhibitor design against H1N1 swine influenza: structure-based and molecular dynamics analysis for M2 inhibitors from traditional Chinese medicine database. *Journal of Biomolecular Structure & Dynamics* 28, 471–482.
- Liu, S., Jiang, S., Wu, Z., Lv, L., Zhang, J., Zhu, Z., Wu, S., 2002. Identification of inhibitors of the HIV-1 gp41 six-helix bundle formation from extracts of Chinese medicinal herbs *Prunella vulgaris* and *Rhizoma cibotte*. *Life Sciences* 71, 1779–1791.
- Liu, J., Zhu, M., Shi, R., Yang, M., 2003. *Radix Sophorae flavescens* for chronic hepatitis B: a systematic review of randomized trials. *American Journal of Chinese Medicine* 31, 337–354.
- Liu, Y., He, K., Yang, M., Pu, Q., Zhang, J., 2004b. Antiviral activity against HSV-2 of sulfated polysaccharide from *Cyathula officinalis* Kuan *in vitro*. *Chinese Journal of Applied & Environmental Biology* 10, 46–50.
- Liu, J., Yang, F., Ye, L.B., Yang, X.J., Timani, K.A., Zheng, Y., Wang, Y.H., 2004a. Possible mode of action of antiherpetic activities of a proteoglycan isolated from the mycelia of *Ganoderma lucidum* *in vitro*. *Journal of Ethnopharmacology* 95, 265–272.
- Ma, W., Ma, X., Huang, H., Zhou, P., Chen, D., 2007. Dibenzocyclooctane lignans from the stems of *Kadsura induta* and their antiviral effect on hepatitis B virus. *Chemistry & Biodiversity* 4, 966–972.
- Marchetti, M., Pisani, S., Pietropaolo, V., Seganti, L., Nicoletti, R., Orsi, N., 1995. Inhibition of herpes simplex virus infection by negatively charged and neutral carbohydrate polymers. *Journal of Chemotherapy* 7, 90–96.
- Pei, Y., Xiang, Y.F., Chen, J.N., Lu, C.H., Hao, J., Du, Q., Lai, C.C., Qu, C., Li, S., Ju, H.Q., Ren, Z., Liu, Q.Y., Xiong, S., Qian, C.W., Zeng, F.L., Zhang, P.Z., Yang, C.R., Zhang, Y.J., Xu, J., Kitazato, K., Wang, Y.F., 2011. Pentagalloylglucose downregulates coflin1 and inhibits HSV-1 infection. *Antiviral Research* 89, 98–108.
- Peng, T., 2010. Strategies for antiviral screening targeting early steps of virus infection. *Virologica Sinica* 25, 281–293.
- Shen, S.Y., Liu, J.H., Tian, Y.R., Guo, J., Feng, J.Z., Liu, S.D., Zeng, X.J., Dong, X.H., Mei, L., 2008. Antiviral activity of Shuanghuanglian tablet against influenza A1 virus FM 1 and adenovirus ADV3 in mice. *China Practical Medicine* 3, 50–52.
- Shi, J., Wang, L.X., 2012. Observation of therapeutic effects of Ku-shen-jian injection on hepatitis B. *Chinese Remedies & Clinics* 12, 515–516.
- Shinada, M., Azuma, M., Kawai, H., Sazaki, K., Yoshida, I., Yoshida, T., Suzutani, T., Sakuma, T., 1986. Enhancement of interferon-gamma production in glycyrrhizin-treated human peripheral lymphocytes in response to concanavalin A and to surface antigen of hepatitis B virus. *Proceedings of the Society for Experimental Biology and Medicine* 181, 205–210.
- Su, C.T., Hsu, J.T.A., Hsieh, H.P., Lin, P.H., Chen, T.C., Kao, C.L., Lee, C.N., Chang, S.Y., 2008. Anti-HSV activity of digitoxin and its possible mechanisms. *Antiviral Research* 79, 62–70.
- Sun, J., 2007. Antiviral active ingredients in plants. *Acta Universitatis Traditionis Medicinalis Sinensis Pharmacologiaeque Shanghai* 21, 75–79.
- Sun, J., Chu, Y.L., Zheng, J.W., Jiang, F.L., Shao, L.Q., Chai, C.B., 2006. Experimental study on Yinqiaoganmao granule against influenza A *in vitro*. *Journal of Shanxi College of Traditional Chinese Medicine* 29, 49–50.
- Sun, J., Wang, N.R., Yang, B., He, S.Q., 2009. Study on Shuanghuanglian inhibiting effect of influenza virus A1 gene. *Journal of Clinical Pulmonary Medicine* 14, 298–300.
- Sun, H.H., Deng, W., Zhan, L.J., Xu, L.L., Li, F.D., Lv, Q., Zhu, H., Liu, Y., Ma, C.M., Bao, L.L., 2010. Effect of *Banlangen granule* on mice challenged with A/California/7/2009. *Chinese Journal of Comparative Medicine* 20, 53–57.
- Takeda, K., Kaisho, T., Akira, S., 2003. Toll-like receptors. *Annual Review of Immunology* 21, 335–376.
- Tian, Y., Sun, L.M., Li, B., Liu, X.Q., Dong, J.X., 2011. New anti-HBV caryophyllane-type sesquiterpenoids from *Euphorbia humifusa* Willd. *Fitoterapia* 82, 251–254.
- Wang, Y., Zhang, H., Shi, Y., Wang, W., 2001. Inhibition of glycyrrhiza polysaccharide on virus. *Acta Scientiarum Naturalium Universitatis Nankaiensis* 34, 126–128.
- Wang, J., Nie, H., Tam, S., Huang, H., Zheng, Y., 2002. Anti-HIV-1 property of trichosanthin correlates with its ribosome inactivating activity. *FEBS Letters* 531, 295–298.
- Wang, G.T., Song, Y.Y., Ren, G.J., Wang, Z.Y., Xu, H.Z., 2005. Antiviral activity of Yinhuang for injection on respiratory syncytial virus *in vitro*. *Chinese Journal of New Drugs and Clinical Remedies* 24, 887–889.
- Wang, Y., Wang, R., Hou, W., 2007. Anti-viral components of natural products. *Natural Product Reports and Development* 19, 179–182.
- Wang, Y., Qin, L., Wang, Y., Yue, Q., 2008. Research progress in antiviral effects of traditional Chinese medicine. *Medical Recapitulate* 14, 3488–3490.
- Wang, Y.F., Wang, X.Y., Ren, Z., Qian, C.W., Li, Y.C., Kaio, K., Wang, Q.D., Zhang, Y., Zheng, L.Y., Jiang, J.H., Yang, C.R., Liu, Q., Zhang, Y.J., Wang, Y.F., 2009. Phyllaemblicin B inhibits Coxsackie virus B3 induced apoptosis and myocarditis. *Antiviral Research* 84, 150–158.
- Wang, Y.P., Zhao, W., Xue, R., Zhou, Z.X., Liu, F., Han, Y.X., Ren, G., Peng, Z.G., Cen, S., Chen, H.S., Li, Y.H., Jiang, J.D., 2011. Oxymatrine inhibits hepatitis B infection with an advantage of overcoming drug-resistance. *Antiviral Research* 89, 227–231.
- Wu, H.B., Li, H.M., Lu, C.A., Gao, Y.J., Li, X.Q., Zhou, A.X., 2004. Experimental study on Shuanghuanglian dispersible tablets against viruses. *Chinese Journal of Experimental Traditional Medical Formulae* 10, 48–50.
- Wu, C.L., Yang, Z.Q., Hou, W., Du, C.X., Luo, F., 2005. Experimental study on Shuanghuanglian oral liquid against respiroviruses. *Journal of Mathematical Medicine* 18, 592–594.
- Xie, B., Yang, Z.F., Chen, Q.Y., Liu, N., Huang, B.S., Zhu, Y.T., 2006. *In vitro* experimental study on the effect of Lonicerae and Forsythiae powder against several kinds of respiroviruses. *China Tropical Medicine* 6, 16–17.
- Yang, X.W., Zhao, J., Cui, Y.X., Liu, X.H., Ma, C.M., Hattori, M., Zhang, L.H., 1999. Anti-HIV-1 protease *Triterpenoid saponins* from the seeds of *Aesculus chinensis*. *Journal of Natural Products* 62, 1510–1513.
- Yang, Z., Liu, N., Huang, B., Wang, Y., Hu, Y., Zhu, Y., 2005a. Effect of anti-influenza virus of Arctigenin *in vivo*. *Zhong Yao Cai (China)* 28, 1012–1014.
- Yang, Z.F., Huang, B.S., Liu, N., Wang, Y.F., Zhu, Y.T., 2005b. Experimental study on the action of Yinqiaosan against influenza A1. *China Tropical Medicine* 5, 1423–1425.



- Yu, L., Luo, J., Tan, X., 2006. The basic research ideas of herbal prescriptions composing principles. *Traditional Chinese Drug Research & Clinical Pharmacology (China)* 16, 43–45.
- Zhan, H.Q., Dong, T.X., 2006. Active part and preparation method of anti-flu traditional Chinese medicine. Chinese Patent Number 200610005382.2.
- Zhang, Q.X., Zeng, F.Z., 2009. Observation of the therapeutic effect of Huangqi injection and Shengmai injection for pediatric viral myocarditis. *Journal of Emergency in Traditional Chinese Medicine* 18, 556–557.
- Zhang, J., Yan, B., Yao, X., Gao, Y., Song, J., 1995. Tannin from *Pericarpium granati* inhibites herpes simplex virus type 2. *China Journal of Chinese Materia Medica* 20, 556–560.
- Zhang, H.J., Tan, G.T., Hoang, V.D., Hung, N.V., Cuong, N.M., Soejarto, D.D., Pezzuto, J.M., Fong, H.H., 2003. Natural anti-HIV agents. Part IV. Anti-HIV constituents from *Vatica cinerea*. *Journal of Natural Products* 66, 263–268.
- Zhang, F.Y., Gao, Y.F., Song, H.R., 2005. Study on the effect against CVB3 by ShengmaiYin and abstracts from stems and leaves of *Scutellaria baicalensis* *in vivo*. *Tianjin Medical Journal* 33, 717–719.
- Zhang, B., Huang, F., Dai, Y., Mi, J.Y., 2007. Experimental study of antiviral effect of compound Chaihu capsule on mice infected with influenza virus. *Chinese Journal of Clinical Pharmacology and Therapeutics* 12, 173–176.
- Zhang, X.F., Dai, Y.C., Zhong, W., Tan, M., Lv, Z.P., Zhou, Y.C., Jiang, X., 2012. Tannic acid inhibited norovirus binding to HBGA receptors, a study of 50 Chinese medicinal herbs. *Bioorganic & Medicinal Chemistry* 20, 1616–1623.
- Zhao, F., Han, X., 2009. Research progress in antiviral effects of traditional Chinese medicine and active ingredients. *Journal of Practical Traditional Chinese Medicine* 25, 428–430.
- Zhao, P., Liu, A.P., Liu, N., Li, Q.Y., 2007. Studies on Zhengchaihuyin inhibit influenza A and B *in vitro*. *Journal of Practical Medical Techniques* 14, 2155–2156.
- Zhen, H., Fang, F., Ye, D.Y., Shu, S.N., Zhou, Y.F., Dong, Y.S., Nie, X.C., Li, G., 2006. Experimental study on the action of allitridin against human cytomegalovirus *in vitro*: Inhibitory effects on immediate-early genes. *Antiviral Research* 72, 68–74.
- Zhou, L., Meng, Y., 1997. Studies on antiviral activities of polysaccharides and their derivatives. *Chinese Journal of Applied & Environmental Biology* 3, 82–90.
- Zhou, Z., Zhang, Y., Ding, X.R., Chen, S.H., Yang, J., Wang, X.J., Jia, G.L., Chen, H.S., Bo, X.C., Wang, S.Q., 2007. Protocatechuic aldehyde inhibits hepatitis B virus replication both *in vitro* and *in vivo*. *Antiviral Research* 74, 59–64.
- Zhu, Q.C., Wang, Y., Liu, Y.P., Zhang, R.Q., Li, X., Su, W.H., Long, F., Luo, X.D., Peng, T., 2011. Inhibition of enterovirus 71 replication by chrysofenetin and penduletin. *European Journal of Pharmaceutical Sciences* 44, 392–398.
- Zuo, G., Li, Z., Chen, L., Xu, X., 2005. Short communication *in vitro* anti-HCV activities of *Saxifraga melanocentra* and its related polyphenolic compounds. *Antiviral Chemistry & Chemotherapy* 16, 393–398.
- Zuo, G., Li, Z., Chen, L., Xu, X., 2007. Activity of compounds from Chinese herbal medicine *Rhodiola kirilowii* (Regel) Maxim against HCV NS3 serine protease. *Antiviral Research* 76, 86–92.